

Southern Methodist University
Dedman College - Spring 2018 - 1182

Course: SCIENTIFICCOMPUTING803C1182: MATH3315-803C-1182-MATH3315 Sect 803C 1182 : Daniel Reynolds
Instructor: Daniel Reynolds *
Response Rate: 15/28 (53.57 %)

1 - Please Answer Each of the Following												
The syllabus clearly explained the goals for learning, grading policy, and the schedule.												
Response Option		Weight	Frequency	Percent	Percent Responses	Means						
Strongly Agree		(4)	9	69.23%		3.69	3.62	3.61				
Agree		(3)	4	30.77%								
Disagree		(2)	0	0.00%								
Strongly Disagree		(1)	0	0.00%								
Not Applicable		(0)	0	0.00%								
					0	25	50	100	Instructor	College	Department	
Response Rate	Mean	STD	Median	College	Mean	STD	Median	Department	Mean	STD	Median	
13/28 (46.43%)	3.69	0.48	4.00	8809	3.62	0.63	4.00	741	3.61	0.66	4.00	

1 - Please Answer Each of the Following												
Class time was well-organized.												
Response Option		Weight	Frequency	Percent	Percent Responses	Means						
Strongly Agree		(4)	9	69.23%		3.69	3.50	3.45				
Agree		(3)	4	30.77%								
Disagree		(2)	0	0.00%								
Strongly Disagree		(1)	0	0.00%								
Not Applicable		(0)	0	0.00%								
					0	25	50	100	Instructor	College	Department	
Response Rate	Mean	STD	Median	College	Mean	STD	Median	Department	Mean	STD	Median	
13/28 (46.43%)	3.69	0.48	4.00	8789	3.50	0.74	4.00	737	3.45	0.79	4.00	

1 - Please Answer Each of the Following												
Course materials supported my learning of the course content.												
Response Option		Weight	Frequency	Percent	Percent Responses	Means						
Strongly Agree		(4)	9	69.23%		3.54	3.53	3.48				
Agree		(3)	2	15.38%								
Disagree		(2)	2	15.38%								
Strongly Disagree		(1)	0	0.00%								
Not Applicable		(0)	0	0.00%								
					0	25	50	100	Instructor	College	Department	
Response Rate	Mean	STD	Median	College	Mean	STD	Median	Department	Mean	STD	Median	
13/28 (46.43%)	3.54	0.78	4.00	8744	3.53	0.70	4.00	736	3.48	0.77	4.00	

1 - Please Answer Each of the Following												
Examples and/or particular readings used during class time helped me understand the course content.												
Response Option		Weight	Frequency	Percent	Percent Responses	Means						
Strongly Agree		(4)	8	61.54%		3.54	3.52	3.42				
Agree		(3)	4	30.77%								
Disagree		(2)	1	7.69%								
Strongly Disagree		(1)	0	0.00%								
Not Applicable		(0)	0	0.00%								
					0	25	50	100	Instructor	College	Department	
Response Rate	Mean	STD	Median	College	Mean	STD	Median	Department	Mean	STD	Median	
13/28 (46.43%)	3.54	0.66	4.00	8771	3.52	0.72	4.00	736	3.42	0.83	4.00	

Southern Methodist University
Dedman College - Spring 2018 - 1182

Course: SCIENTIFICCOMPUTING803C1182: MATH3315-803C-1182-MATH3315 Sect 803C 1182 : Daniel Reynolds
Instructor: Daniel Reynolds *
Response Rate: 15/28 (53.57 %)

1 - Please Answer Each of the Following												
Assignments including readings, videos, and problem sets, helped clarify my understanding of the course content.												
Response Option		Weight	Frequency	Percent	Percent Responses	Means						
Strongly Agree		(4)	8	61.54%		3.54		3.50		3.47		
Agree		(3)	4	30.77%								
Disagree		(2)	1	7.69%								
Strongly Disagree		(1)	0	0.00%								
Not Applicable		(0)	0	0.00%								
					0	25	50	100	Instructor	College	Department	
Response Rate	Mean	STD	Median	College	Mean	STD	Median	Department	Mean	STD	Median	
13/28 (46.43%)	3.54	0.66	4.00	8791	3.50	0.73	4.00	739	3.47	0.76	4.00	

1 - Please Answer Each of the Following												
Feedback on assignments improved my understanding of the course content.												
Response Option		Weight	Frequency	Percent	Percent Responses	Means						
Strongly Agree		(4)	9	69.23%		3.54		3.37		3.32		
Agree		(3)	2	15.38%								
Disagree		(2)	2	15.38%								
Strongly Disagree		(1)	0	0.00%								
Not Applicable		(0)	0	0.00%								
					0	25	50	100	Instructor	College	Department	
Response Rate	Mean	STD	Median	College	Mean	STD	Median	Department	Mean	STD	Median	
13/28 (46.43%)	3.54	0.78	4.00	8789	3.37	0.85	4.00	738	3.32	0.88	4.00	

1 - Please Answer Each of the Following												
My performance in the class was clearly communicated to me throughout the semester.												
Response Option		Weight	Frequency	Percent	Percent Responses	Means						
Strongly Agree		(4)	9	69.23%		3.62		3.41		3.44		
Agree		(3)	3	23.08%								
Disagree		(2)	1	7.69%								
Strongly Disagree		(1)	0	0.00%								
Not Applicable		(0)	0	0.00%								
					0	25	50	100	Instructor	College	Department	
Response Rate	Mean	STD	Median	College	Mean	STD	Median	Department	Mean	STD	Median	
13/28 (46.43%)	3.62	0.65	4.00	8775	3.41	0.81	4.00	739	3.44	0.81	4.00	

1 - Please Answer Each of the Following												
My interest in the subject increased as a result of taking this course.												
Response Option		Weight	Frequency	Percent	Percent Responses	Means						
Strongly Agree		(4)	8	61.54%		3.31		3.28		3.06		
Agree		(3)	2	15.38%								
Disagree		(2)	2	15.38%								
Strongly Disagree		(1)	1	7.69%								
Not Applicable		(0)	0	0.00%								
					0	25	50	100	Instructor	College	Department	
Response Rate	Mean	STD	Median	College	Mean	STD	Median	Department	Mean	STD	Median	
13/28 (46.43%)	3.31	1.03	4.00	8772	3.28	0.93	4.00	737	3.06	1.04	3.00	

Southern Methodist University
Dedman College - Spring 2018 - 1182

Course: SCIENTIFICCOMPUTING803C1182: MATH3315-803C-1182-MATH3315 Sect 803C 1182 : Daniel Reynolds
Instructor: Daniel Reynolds *
Response Rate: 15/28 (53.57 %)

1 - Please Answer Each of the Following												
If the class had a discussion component, the instructor encouraged widespread involvement, kept focus, and limited extraneous comments.												
Response Option		Weight	Frequency	Percent	Percent Responses			Means				
Strongly Agree		(4)	8	61.54%								
Agree		(3)	2	15.38%								
Disagree		(2)	0	0.00%								
Strongly Disagree		(1)	0	0.00%								
Not Applicable		(0)	3	23.08%								
0 25 50 100												
Response Rate		Mean	STD	Median	College	Mean	STD	Median	Department	Mean	STD	Median
13/28 (46.43%)		3.80	0.42	4.00	8718	3.52	0.74	4.00	731	3.41	0.83	4.00

2 - The instructor was available to answer questions outside of class.												
Daniel Reynolds												
Response Option		Weight	Frequency	Percent	Percent Responses			Means				
Strongly Agree		(4)	9	69.23%								
Agree		(3)	4	30.77%								
Disagree		(2)	0	0.00%								
Strongly Disagree		(1)	0	0.00%								
0 25 50 100												
Response Rate		Mean	STD	Median	College	Mean	STD	Median	Department	Mean	STD	Median
13/28 (46.43%)		3.69	0.48	4.00	8881	3.57	0.62	4.00	736	3.61	0.57	4.00

3 - How many hours per week did you spend on this course outside of class time?												
Response Option		Weight	Frequency	Percent	Percent Responses			Means				
0-3 Hours		(1)	1	7.69%								
3-6 Hours		(2)	7	53.85%								
6-9 Hours		(3)	5	38.46%								
9-12 Hours		(4)	0	0.00%								
12 or More Hours		(5)	0	0.00%								
0 25 50 100												
Response Rate		Mean	STD	Median	College	Mean	STD	Median	Department	Mean	STD	Median
13/28 (46.43%)		2.31	0.63	2.00	8772	2.09	0.99	2.00	737	2.25	0.96	2.00

4 - Did any particular aspects of this course enhance your learning?	
Response Rate	5/28 (17.86%)
<ul style="list-style-type: none"> No I liked how the semester was split between matlab and math. So i could feel really solid in both subjects. I also don't know how the professor did this, but he made theoretical math concepts more tangible so i felt confident in my knowledge. The lab. Dr. Reynolds was extremely organized which made the course a lot easier to follow. He was also very good about making himself available for office hours and encouraging students to ask questions and get help when needed. I felt a ton of support for learning in this course. I think Dr. Reynolds is a great professor, definitely one of the best ones I've had in the Math department at SMU. I don't like coding even the slightest, but this class definitely helped me get more confident in matlab. 	

Southern Methodist University
Dedman College - Spring 2018 - 1182

Course: SCIENTIFICCOMPUTING803C1182: MATH3315-803C-1182-MATH3315 Sect 803C 1182 : Daniel Reynolds
Instructor: Daniel Reynolds *
Response Rate: 15/28 (53.57 %)


5 - Did any particular aspects of this course detract from your learning?


Response Rate	5/28 (17.86%)
---------------	---------------



- It's hard to prepare for the test when our only homework is Matlab assignments.
- Nope. I loved this class
- The lecture.
- None.
- I thought it was all pretty good. I didn't like that I spent a ton of time working on both projects, and at least for the first one, I didn't do as well as I thought I should've done. I wouldn't say it distracted from my learning, but it did make me frustrated with the class. Never went to office hours though, so can't really be that upset about it.



Southern Methodist University
Dedman College - Spring 2018 - 1182

Course: SCIENTIFICCOMPUTING803C1182: MATH3315-803C-1182-CSE3365 Sect 803C 1182 : Daniel Reynolds
Instructor: Daniel Reynolds *
Response Rate: 3/6 (50.00 %)

1 - Please Answer Each of the Following												
The syllabus clearly explained the goals for learning, grading policy, and the schedule.												
Response Option		Weight	Frequency	Percent	Percent Responses	Means						
Strongly Agree		(4)	3	100.00%		4.00	3.62	3.61				
Agree		(3)	0	0.00%								
Disagree		(2)	0	0.00%								
Strongly Disagree		(1)	0	0.00%								
Not Applicable		(0)	0	0.00%								
					0	25	50	100	Instructor	College	Department	
Response Rate	Mean	STD	Median	College	Mean	STD	Median	Department	Mean	STD	Median	
3/6 (50.00%)	4.00	0.00	4.00	8809	3.62	0.63	4.00	741	3.61	0.66	4.00	

1 - Please Answer Each of the Following												
Class time was well-organized.												
Response Option		Weight	Frequency	Percent	Percent Responses	Means						
Strongly Agree		(4)	3	100.00%		4.00	3.50	3.45				
Agree		(3)	0	0.00%								
Disagree		(2)	0	0.00%								
Strongly Disagree		(1)	0	0.00%								
Not Applicable		(0)	0	0.00%								
					0	25	50	100	Instructor	College	Department	
Response Rate	Mean	STD	Median	College	Mean	STD	Median	Department	Mean	STD	Median	
3/6 (50.00%)	4.00	0.00	4.00	8789	3.50	0.74	4.00	737	3.45	0.79	4.00	

1 - Please Answer Each of the Following												
Course materials supported my learning of the course content.												
Response Option		Weight	Frequency	Percent	Percent Responses	Means						
Strongly Agree		(4)	2	66.67%		3.33	3.53	3.48				
Agree		(3)	0	0.00%								
Disagree		(2)	1	33.33%								
Strongly Disagree		(1)	0	0.00%								
Not Applicable		(0)	0	0.00%								
					0	25	50	100	Instructor	College	Department	
Response Rate	Mean	STD	Median	College	Mean	STD	Median	Department	Mean	STD	Median	
3/6 (50.00%)	3.33	1.15	4.00	8744	3.53	0.70	4.00	736	3.48	0.77	4.00	

1 - Please Answer Each of the Following												
Examples and/or particular readings used during class time helped me understand the course content.												
Response Option		Weight	Frequency	Percent	Percent Responses	Means						
Strongly Agree		(4)	2	66.67%		3.33	3.52	3.42				
Agree		(3)	0	0.00%								
Disagree		(2)	1	33.33%								
Strongly Disagree		(1)	0	0.00%								
Not Applicable		(0)	0	0.00%								
					0	25	50	100	Instructor	College	Department	
Response Rate	Mean	STD	Median	College	Mean	STD	Median	Department	Mean	STD	Median	
3/6 (50.00%)	3.33	1.15	4.00	8771	3.52	0.72	4.00	736	3.42	0.83	4.00	

Southern Methodist University
Dedman College - Spring 2018 - 1182

Course: SCIENTIFICCOMPUTING803C1182: MATH3315-803C-1182-CSE3365 Sect 803C 1182 : Daniel Reynolds
Instructor: Daniel Reynolds *
Response Rate: 3/6 (50.00 %)

1 - Please Answer Each of the Following												
Assignments including readings, videos, and problem sets, helped clarify my understanding of the course content.												
Response Option		Weight	Frequency	Percent	Percent Responses	Means						
Strongly Agree		(4)	2	66.67%		3.33		3.50		3.47		
Agree		(3)	0	0.00%		3.33		3.50		3.47		
Disagree		(2)	1	33.33%		3.33		3.50		3.47		
Strongly Disagree		(1)	0	0.00%		3.33		3.50		3.47		
Not Applicable		(0)	0	0.00%		3.33		3.50		3.47		
						0	25	50	100	Instructor	College	Department
Response Rate	Mean	STD	Median	College	Mean	STD	Median	Department	Mean	STD	Median	
3/6 (50.00%)	3.33	1.15	4.00	8791	3.50	0.73	4.00	739	3.47	0.76	4.00	

1 - Please Answer Each of the Following												
Feedback on assignments improved my understanding of the course content.												
Response Option		Weight	Frequency	Percent	Percent Responses	Means						
Strongly Agree		(4)	2	66.67%		3.00		3.37		3.32		
Agree		(3)	0	0.00%		3.00		3.37		3.32		
Disagree		(2)	0	0.00%		3.00		3.37		3.32		
Strongly Disagree		(1)	1	33.33%		3.00		3.37		3.32		
Not Applicable		(0)	0	0.00%		3.00		3.37		3.32		
						0	25	50	100	Instructor	College	Department
Response Rate	Mean	STD	Median	College	Mean	STD	Median	Department	Mean	STD	Median	
3/6 (50.00%)	3.00	1.73	4.00	8789	3.37	0.85	4.00	738	3.32	0.88	4.00	

1 - Please Answer Each of the Following												
My performance in the class was clearly communicated to me throughout the semester.												
Response Option		Weight	Frequency	Percent	Percent Responses	Means						
Strongly Agree		(4)	2	66.67%		3.67		3.41		3.44		
Agree		(3)	1	33.33%		3.67		3.41		3.44		
Disagree		(2)	0	0.00%		3.67		3.41		3.44		
Strongly Disagree		(1)	0	0.00%		3.67		3.41		3.44		
Not Applicable		(0)	0	0.00%		3.67		3.41		3.44		
						0	25	50	100	Instructor	College	Department
Response Rate	Mean	STD	Median	College	Mean	STD	Median	Department	Mean	STD	Median	
3/6 (50.00%)	3.67	0.58	4.00	8775	3.41	0.81	4.00	739	3.44	0.81	4.00	

1 - Please Answer Each of the Following												
My interest in the subject increased as a result of taking this course.												
Response Option		Weight	Frequency	Percent	Percent Responses	Means						
Strongly Agree		(4)	2	66.67%		3.00		3.28		3.06		
Agree		(3)	0	0.00%		3.00		3.28		3.06		
Disagree		(2)	0	0.00%		3.00		3.28		3.06		
Strongly Disagree		(1)	1	33.33%		3.00		3.28		3.06		
Not Applicable		(0)	0	0.00%		3.00		3.28		3.06		
						0	25	50	100	Instructor	College	Department
Response Rate	Mean	STD	Median	College	Mean	STD	Median	Department	Mean	STD	Median	
3/6 (50.00%)	3.00	1.73	4.00	8772	3.28	0.93	4.00	737	3.06	1.04	3.00	

Southern Methodist University
Dedman College - Spring 2018 - 1182

Course: SCIENTIFICCOMPUTING803C1182: MATH3315-803C-1182-CSE3365 Sect 803C 1182 : Daniel Reynolds
Instructor: Daniel Reynolds *
Response Rate: 3/6 (50.00 %)

1 - Please Answer Each of the Following												
If the class had a discussion component, the instructor encouraged widespread involvement, kept focus, and limited extraneous comments.												
Response Option		Weight	Frequency	Percent	Percent Responses			Means				
Strongly Agree		(4)	1	33.33%								
Agree		(3)	1	33.33%								
Disagree		(2)	1	33.33%								
Strongly Disagree		(1)	0	0.00%								
Not Applicable		(0)	0	0.00%								
					0	25	50	100	Instructor	College	Department	
Response Rate	Mean	STD	Median	College	Mean	STD	Median	Department	Mean	STD	Median	
3/6 (50.00%)	3.00	1.00	3.00	8718	3.52	0.74	4.00	731	3.41	0.83	4.00	

2 - The instructor was available to answer questions outside of class.												
Daniel Reynolds												
Response Option		Weight	Frequency	Percent	Percent Responses			Means				
Strongly Agree		(4)	2	66.67%								
Agree		(3)	1	33.33%								
Disagree		(2)	0	0.00%								
Strongly Disagree		(1)	0	0.00%								
					0	25	50	100	Instructor	College	Department	
Response Rate	Mean	STD	Median	College	Mean	STD	Median	Department	Mean	STD	Median	
3/6 (50.00%)	3.67	0.58	4.00	8881	3.57	0.62	4.00	736	3.61	0.57	4.00	

3 - How many hours per week did you spend on this course outside of class time?												
Response Option		Weight	Frequency	Percent	Percent Responses			Means				
0-3 Hours		(1)	0	0.00%								
3-6 Hours		(2)	2	66.67%								
6-9 Hours		(3)	0	0.00%								
9-12 Hours		(4)	1	33.33%								
12 or More Hours		(5)	0	0.00%								
					0	25	50	100	Instructor	College	Department	
Response Rate	Mean	STD	Median	College	Mean	STD	Median	Department	Mean	STD	Median	
3/6 (50.00%)	2.67	1.15	2.00	8772	2.09	0.99	2.00	737	2.25	0.96	2.00	

4 - Did any particular aspects of this course enhance your learning?	
Response Rate	1/6 (16.67%)
<ul style="list-style-type: none"> • Professor was always available outside of class and extremely helpful during office hours. 	

5 - Did any particular aspects of this course detract from your learning?	
Response Rate	1/6 (16.67%)
<ul style="list-style-type: none"> • While the first part of the course was learning the foundation of matlab, I would have liked to have an earlier exam or progress check to know how I was doing. 	